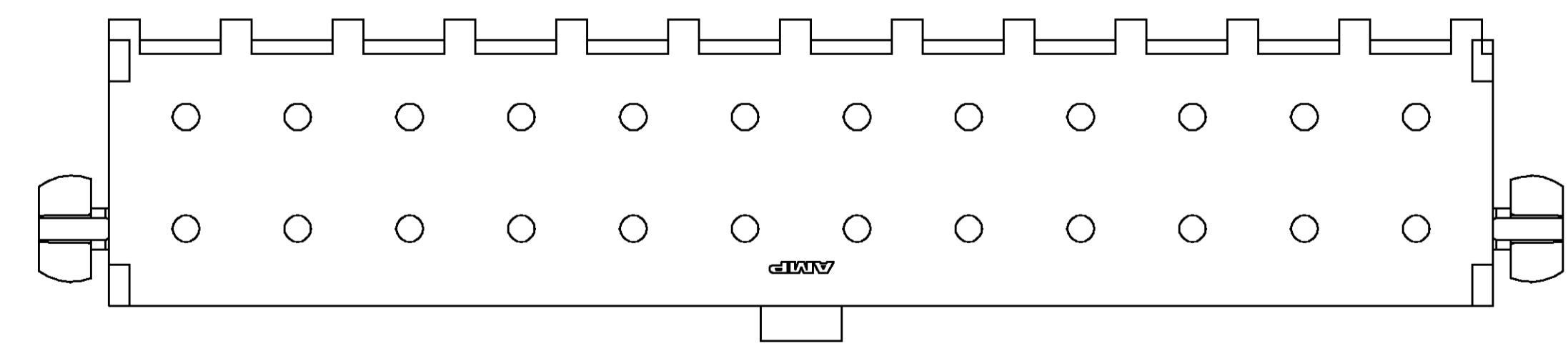
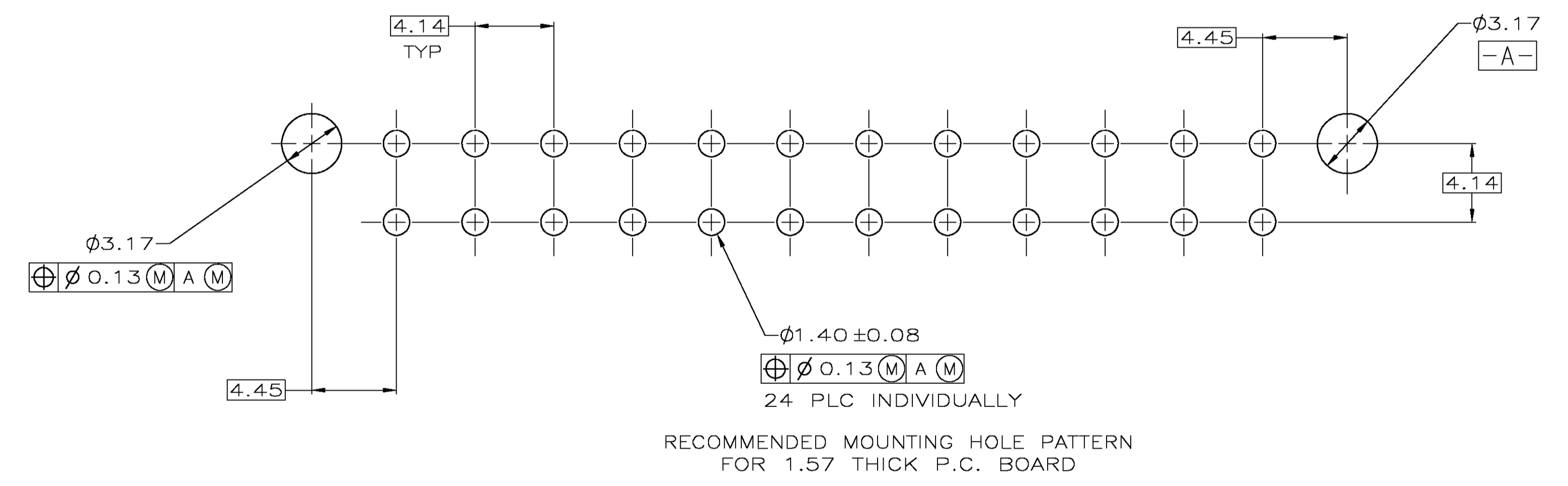
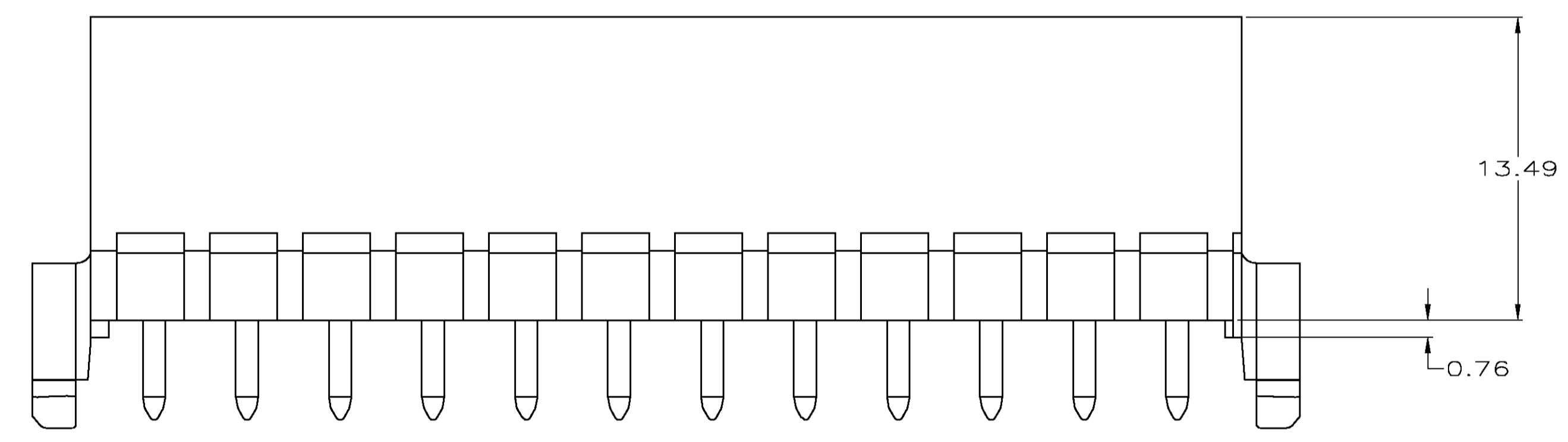
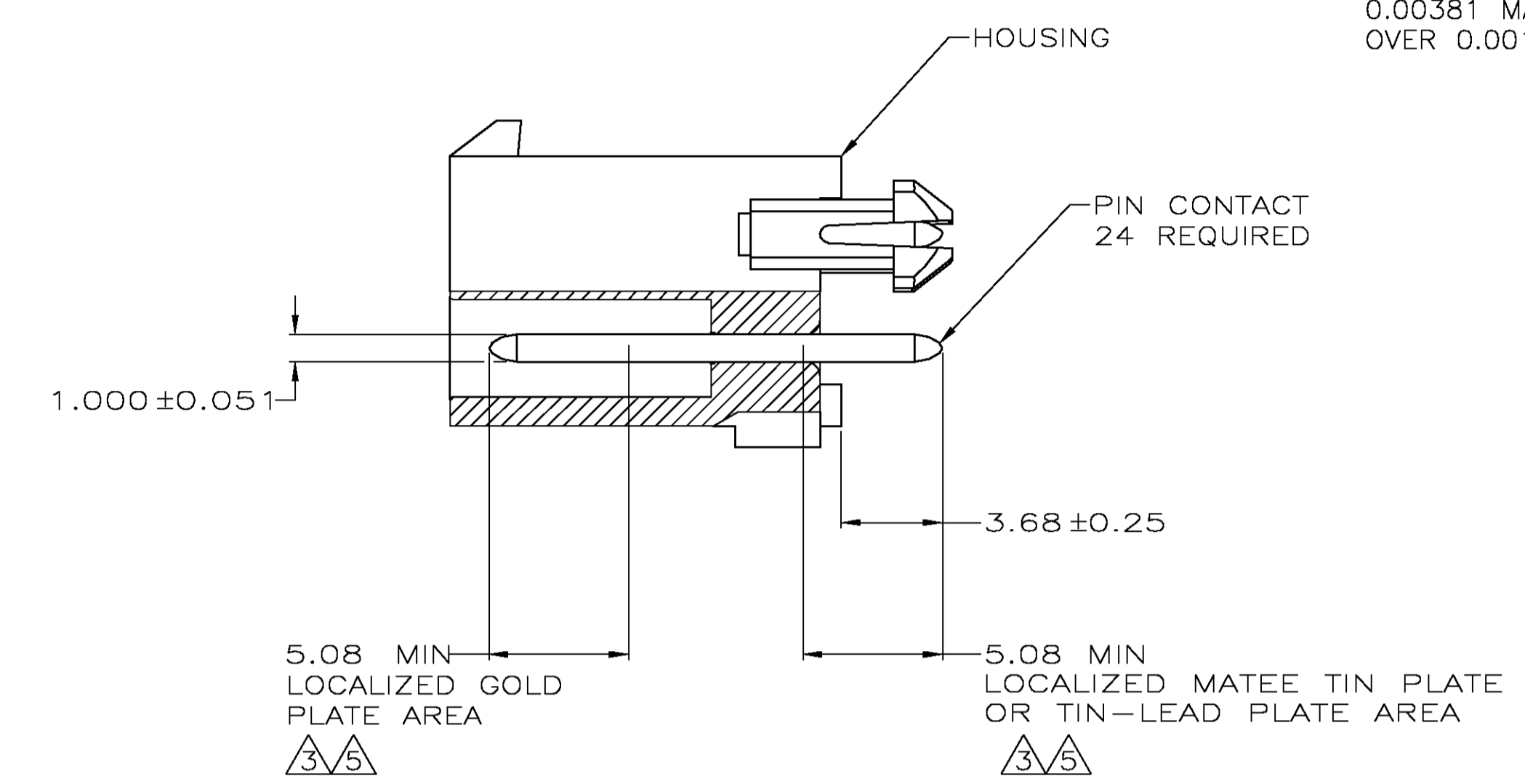
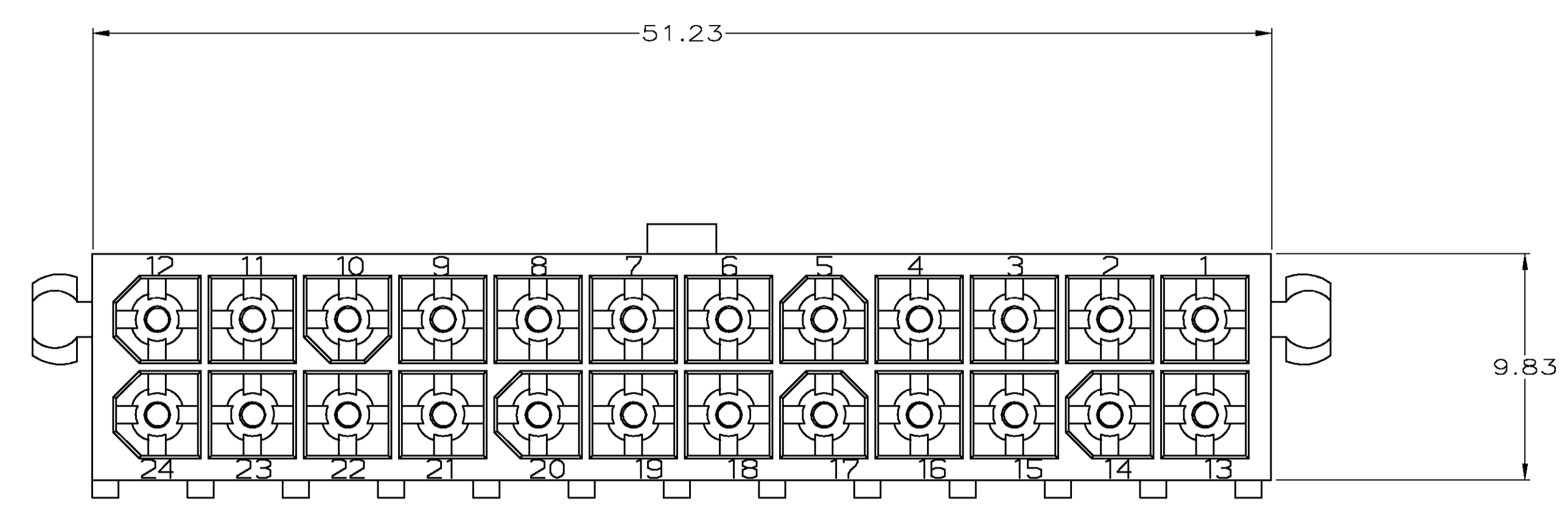


LOC		DIST		REVISIONS			
P	LR	DESCRIPTION	DATE	DW	APD		
D		REVISED PER 063B-0211-05	6/8/05	SS	RJ		

- PINS TO COMPLY WITH AMP SOLDERABILITY SPEC. 108-11-3.
- 0.00381 MIN MATTE TIN LEAD OVER 0.00127 MIN NICKEL.
- 0.00076 MIN GOLD PLATE IN THE LOCALIZED PLATE AREA, 0.00381 MATTE TIN LEAD IN THE LOCALIZED PLATE AREA, BOTH OVER 0.00127 MIN NICKEL.
- 0.00381 MIN MATTE TIN OVER 0.00127 MIN NICKEL.
- 0.00076 MIN GOLD PLATE IN THE LOCALIZED PLATE AREA, 0.00381 MATTE TIN IN THE LOCALIZED PLATE AREA, BOTH OVER 0.00127 MIN NICKEL.



PIN CONTACT MATERIAL AND FINISH	HOUSING MATERIAL AND COLOR	PART NUMBER
BRASS, GOLD Δ	NYLON, 94V-0, WHITE	1-794079-1
BRASS, TIN Δ	NYLON, 94V-0, WHITE	1-794079-0
BRASS, GOLD Δ	NYLON, 94V-0, WHITE	794079-2
BRASS, TIN LEAD Δ	NYLON, 94V-0, WHITE	794079-1

THIS DRAWING IS A CONTROLLED DOCUMENT.		DW K. WHITAKER 6-12-95	Tyco Electronics Corporation Harrisburg, Pa 17105-3608
DIMENSIONS: mm		CHK R. SWING 6-12-95	
TOLERANCES UNLESS OTHERWISE SPECIFIED:		APD R. ORSTAD 6-13-95	NAME R. ORSTAD
0 PLC	± -	PRODUCT SPEC	APPLICATION SPEC
1 PLC	± -	SIZE	CAGE CODE
2 PLC	± 0.13	DRAWING NO	RESTRICTED TO
3 PLC	± -	WEIGHT	A1 00779 C=794079
4 PLC	± -	CUSTOMER DRAWING	SCALE 5:1 SHEET 1 OF 1 REV D
ANGLES	± -		
FINISH	SEE TABLE		